



How to use Shackles safety

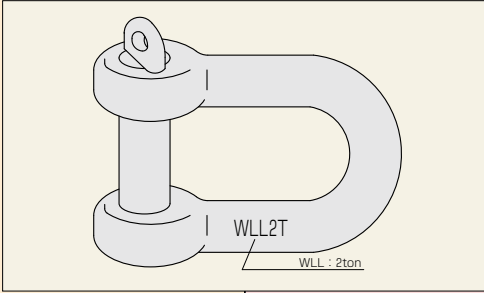


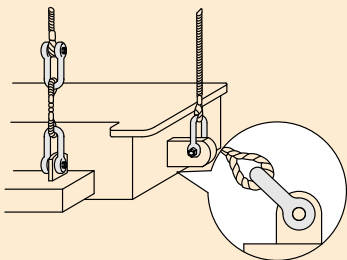

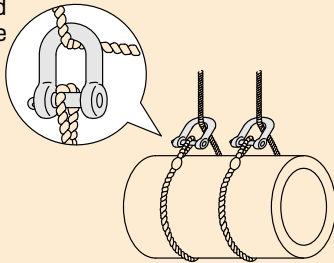

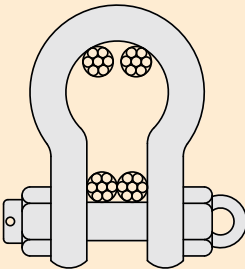
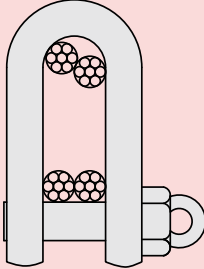


Please read before using certainly

Please don't use by wrong way. It become cause of accident.

4

Shackles

	○ Correct Usage	✗ Wrong Usage
WLL	<p>Using Shackles less than WLL. Please use appropriate shackles for each usage and WLL.</p> 	<p>It becomes cause of accident like falling by damage of shackles if using shackles more than regulative WLL.</p>
How to connect Shackles	<p>Please connect at crown (R part of Body) in case of connecting shackles.</p> 	<p>It becomes unsteady if connecting shackles at Bolt. It may be caused slantwise lighting, impact force and then caused damage.</p> 
Turning up · Reverse · Carrying	<p>Please use Shackles to be vertical Load.</p> 	<p>Please avoid horizontal load because Shackles are produce to endure against vertical load. Horizontal load will be cause about wound of cargo, bolt, and then caused damage.</p> 
Prevention about Turn of Bolt	<p>Please always assemble Bolt of Shackles and motionless side of wire rope.</p> 	<p>It has possibility to be difficult to remove as fasten tightly or come off as loosen because of spin of bolt if wire rope can be moved.</p> 
Assembling with Wire Rope	<p>Please avoid to overlap wire rope in case of assembling with Shackles.</p> 	<p>Wire rope will be damaged like wear or crushing strand if wire rope is overlapped. Please use Bow Shackle in case of overlap.</p> 

We recommend to use JIS Standard products for loading operation.