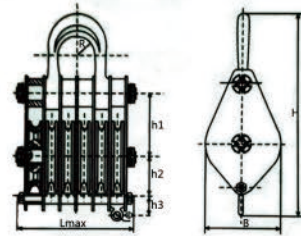


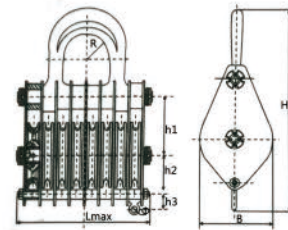

JTPB-F6 Rings Series Closed Six Wheels Pulley



Specifications

Model	Capacity (t)	Test Load (KN)	Boundary Dimension (mm)					Wire Rope Diameter		The Dimension of Hook Mouth and Ring Cavity (mm)				Net Weight (kg)
			H	H1	B	Lmax	Φ	Suitability	Max.	D	O	R1	R	
JTPB-F6-32	32	448	760	-	212	430	32	17	20	-	-	-	63	113
JTPB-F6-50	50	700	980	-	280	540	42	23	24.5	-	-	-	81	227.5
JTPB-F6-80	80	1040	1190	-	364	625	50	28	31	-	-	-	95	444
JTPB-F6-100	100	1300	1325	-	452	680	56	31	35	-	-	-	97	600

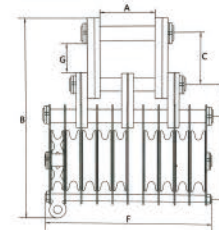

JTPB-F8 Rings Series Closed Eight Wheels Pulley



Specifications

Model	Capacity (t)	Test Load (KN)	Boundary Dimension (mm)					Wire Rope Diameter		The Dimension of Hook Mouth and Ring Cavity (mm)				Net Weight (kg)
			H	H1	B	Lmax	Φ	Suitability	Max.	D	O	R1	R	
JTPB-F8-80	80	1040	1150	-	364	730	48	26	28	-	-	-	120	430
JTPB-F8-100	100	1300	1290	-	406	810	31	28	31	-	-	-	133	653.5
JTPB-F8-160	160	2080	1470	-	452	1040	35	31	35	-	-	-	174	1137.4
JTPB-F8-200	200	2500	1595	-	514	1165	38	34	38	-	-	-	200	1363

JTPB-F10 Hanging Beam Series Closed Ten Wheels Pulley



Specifications

Model	Capacity	Test Load KN	A	B	C	D	E	F	G
JTPB-F10-200	200	2500	500	1610	445	275	643	1080	245
JTPB-F10-250	250	3125	530	1660	-	280	690	1380	250
JTPB-F10-320	320	4000	542	1710	-	290	750	1520	255