
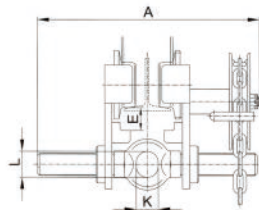
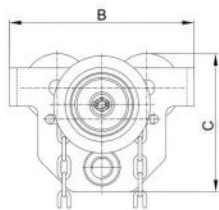


JTGT-D Geared Trolley



Specifications

Model	Rated capacity (t)	Test load (KN)	Running height (m)	Chain pull to lift full load (N)	Min.rad us of curve (m)	Dimensions(mm)								Adjustable beam width (mm)		Extra weight per meter of extra lift (kg)	Netweight (kg)	
						A		B	C	E	F	K	L	M			Pylon	Lengthen pylon
						Pylon	Lengthen pylon							Pylon	Lengthen pylon			
0.5T	0.5	0.25	3	45	0.9	292	377	225	173	33	≈3	25	30	50-220	160-305	≈1	11.4	11.8
1T	1	12.5		55	1	300	385	252	188	31		30	35	58-220	160-305		14.7	15.2
2T	2	25		100	1.2	314	395	300	226	32		40	47	66-220	160-305		21.8	22.6
3T	3	37.5		75	1.3	350	409	360	289	46		48	58	74-220	160-305		36.7	37.9
5T	5	62.5		120	1.4	359	414	392	313	47		60	70	90-220	160-305		48.5	50

028

JENTAN